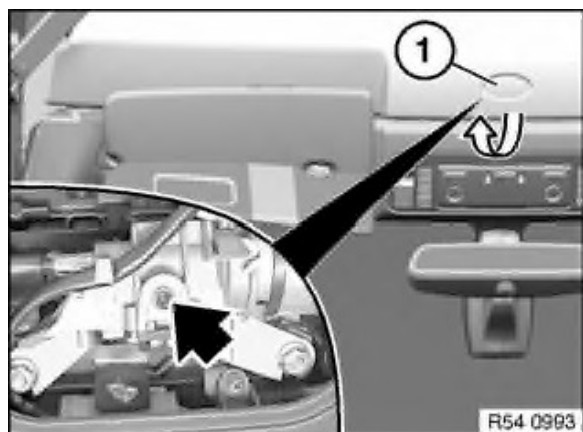


**Important!**


Always conduct convertible top movements with the assistance of a second person (risk of damage).

Make sure force is always exerted uniformly to the convertible top sides otherwise the frame will be bent.

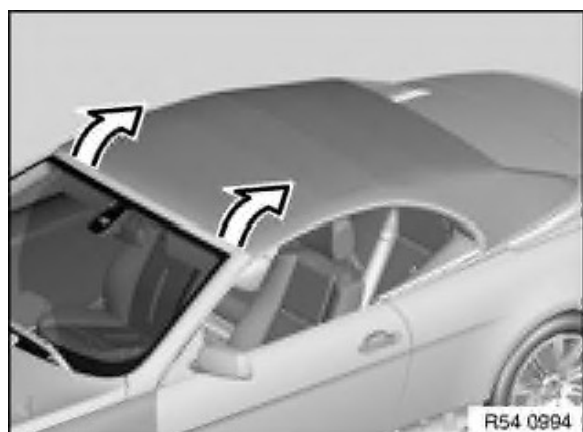
Front doors must be permanently opened.

Unlocking convertible top lock:

- Lever out cover (1) towards bottom
- Insert double L-shaped Allen key (car's tool kit) into screw
- Unlock lock on cowl panel by turning

Unlocking convertible top compartment lid:


- Open rear lid.
- Pop actuator button (1) on left and right out of luggage compartment trim panel.
- Pull actuator button (1) on left and right and unlock convertible top compartment lid.

Opening convertible top by hand:

- Lower rear window
- Unlock and raise front bow
- Unlock convertible top compartment lid
- Raise fins and front bow with counterpressure
- Open and support convertible top compartment lid
- Fold convertible top under supports of fins and stow in convertible top compartment
- Close convertible top compartment lid

**Important!**

Convertible top compartment lid cannot be locked manually.  
Move vehicle at low speed only.



Closing convertible top by hand:

- Unlock and open convertible top compartment lid
- Lift convertible top at main pillars out of convertible top compartment
- Bend fins and close convertible top compartment lid
- Lower front bow and fins (tension)
- Lock convertible top lock